


EMBRACE

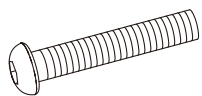
C02D0601. / C02D0602.

Installation Instruction



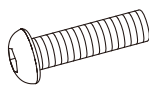
CAMERICH

M8X45mm

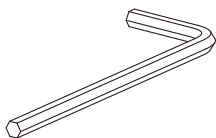


8X

M8X30mm



4X



M5

